

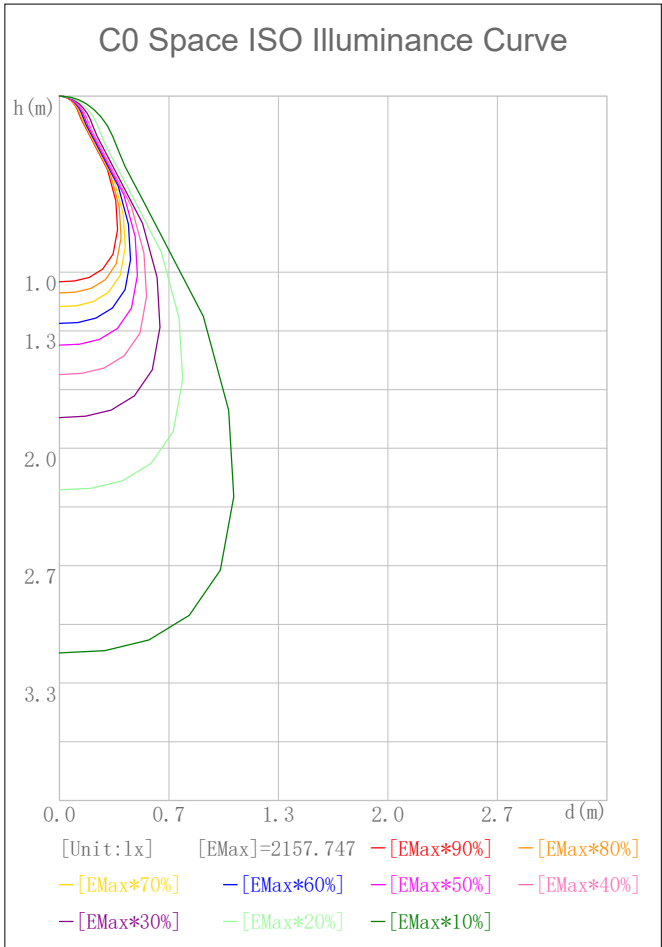
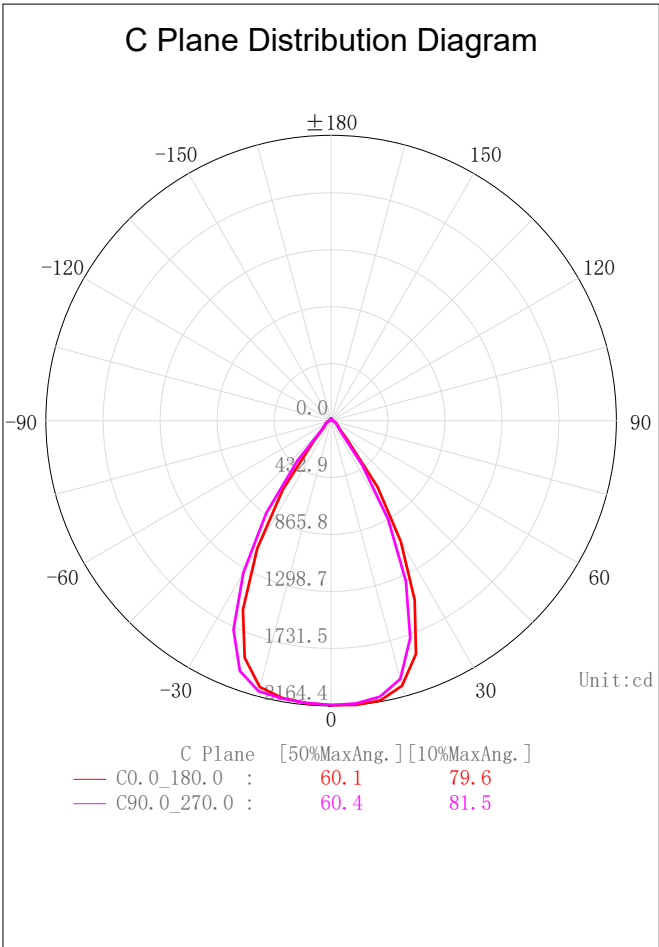
Indoor Luminaire Photometric Data

Description Information

Luminary Name: SD08-25-XX-01 2700K RA90 60D		Lum. Catalog:	Test ID: 01
Lamp Name:		Lamp Catalog: LED	Test Date: 2022/09/16
Manufacture: Shenzhen Norming Lighting		Shld. Ang(°):	Test Machine:GON-2000
Test Lab: Quality Department		Frequency (Hz):	Lamp CCT (K): Ra:
Lum. Size (W*L*H):0.083m*0.083m*0.000m		Lum. Area (m2):0.005	Lum. W (kg): 0.000
Test System: C, γ	Test Step: C=90.0 γ=5.0	Temp. (°C): 25	Humidity(%): 50.0

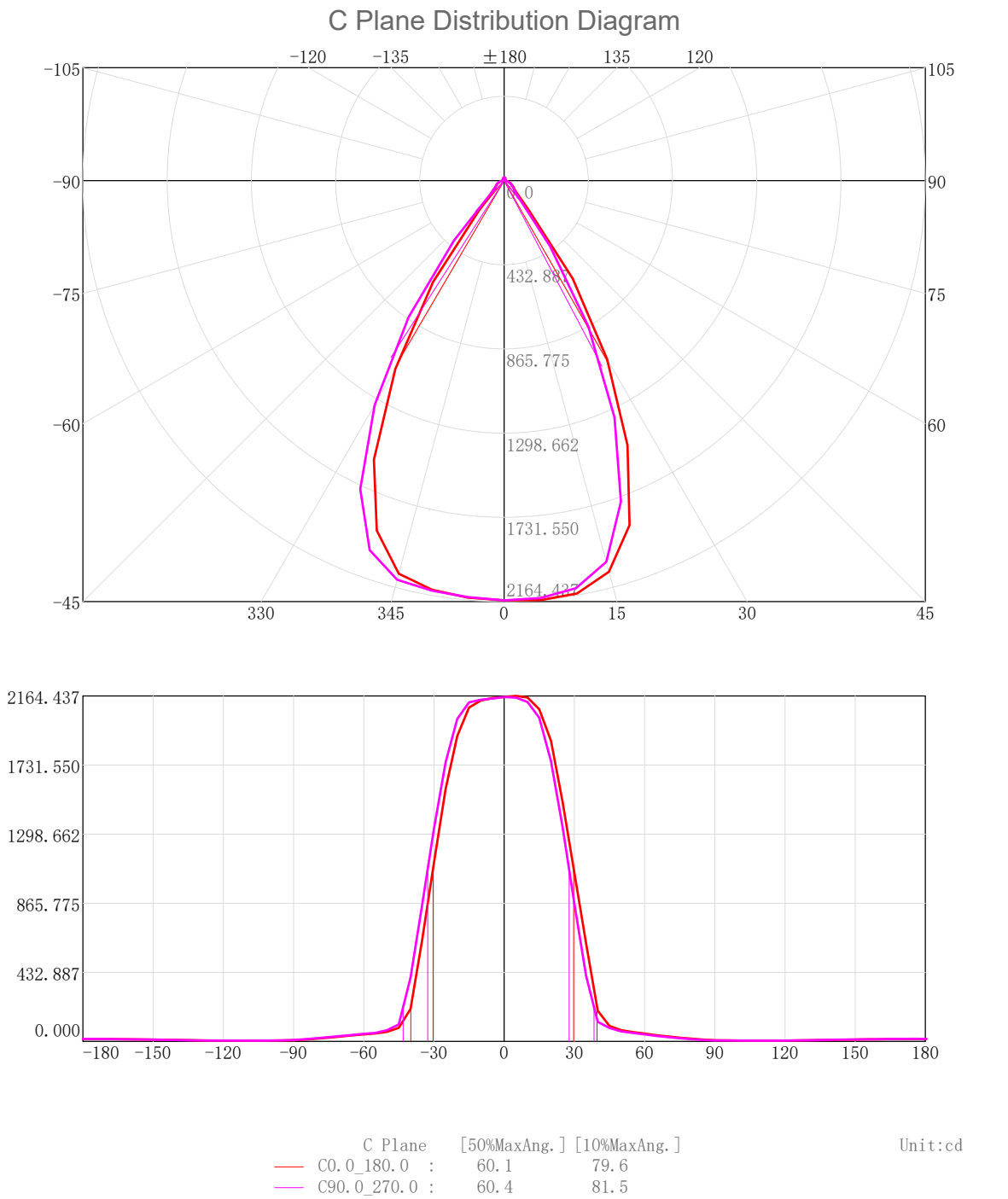
Character Parameter

Lamp Speciality Parameter		Luminaire Speciality Parameter	
Rated Flux(lm): 2143.540	Luminary Flux(lm): 2143.535	Field Angle(10%Imax): 79.6(°)	
Rated Power(W):	Luminary Efficiency: 100.00%	Down Lumens&Percent: 2093.557lm 97.67%	
Rated Voltage(V):	Luminary EER(lm/W): 93.278	Up Lumens&Percent: 49.978lm 2.33%	
Tested Power(W): 22.980	Max. Candela(cd): 2164.437	S/MH: C0_a180=0.966 C90_270=0.970	
Lamps' Inside: 1	Max Cand@Ang. (°): C=0.0 γ=5.0	CIE Type: Semi-Direct	
Tested Electrics (V, A, pf):239.6, 0.100, 0.958	Beam Angle(50%Imax): 60.1(°)	ErP Φ use(90°): 1894.251lm	
Lamp Size (W*L*H):0.083m*0.083m*0.000m	Left=-30.4°, Right=29.7°	IRF(%): 229.071	



2D Plane Light Intensity Distribution Curve

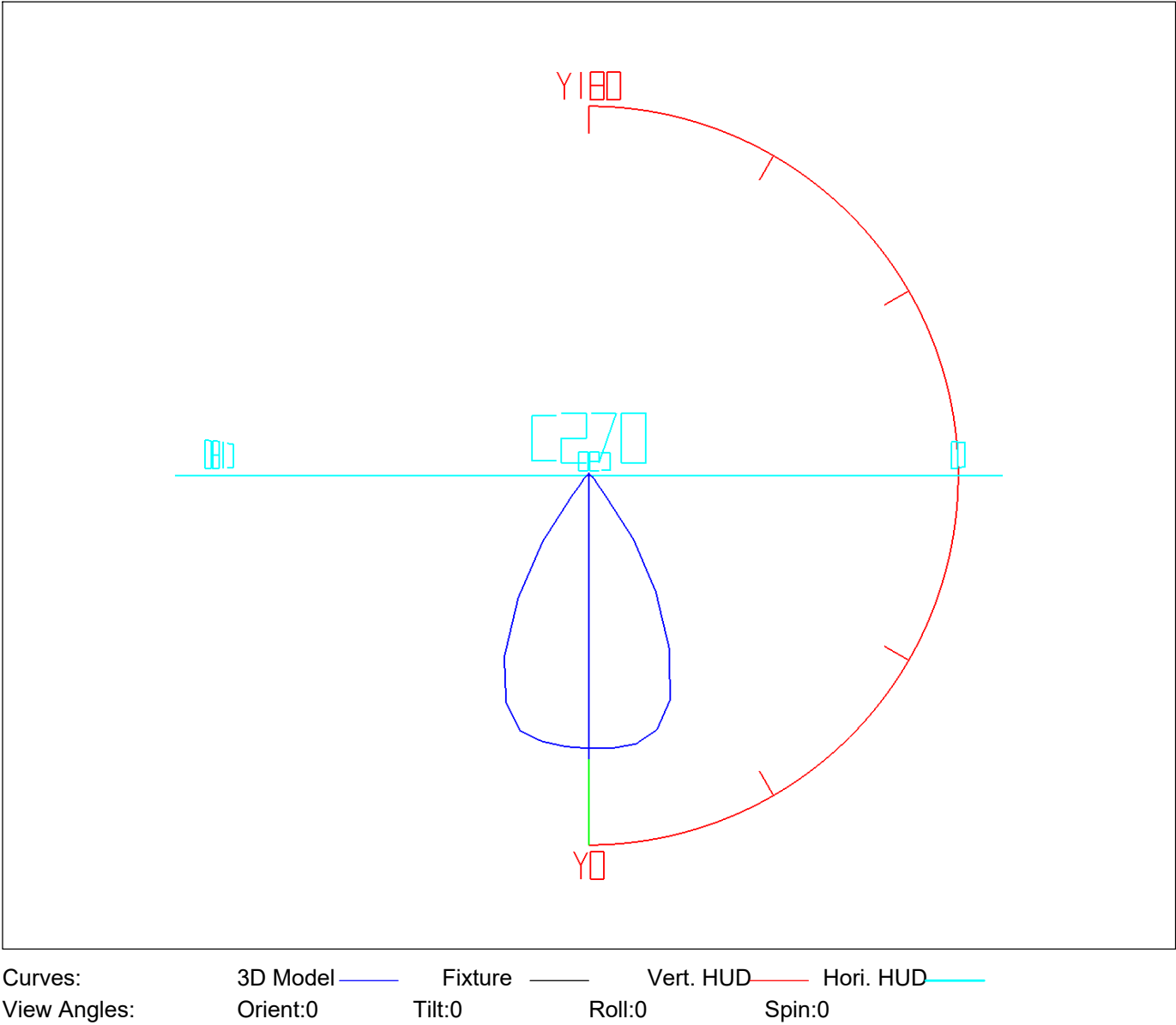
Lum. Name:SD08-25-XX-01 2700K RA90 60D	Lum. Catelog:	Test ID:01
Lamp Name:	Lamp Catelog:LED	Test Lab:Quality Department
Manufacture:Shenzhen Norming Lighting	Test Machine:GON-2000	Test Date:2022/09/16



3D Light Intensity Distribution Modal

Lum. Name:SD08-25-XX-01 2700K RA90 60D	Lum. Catelog:	Test ID:01
Lamp Name:	Lamp Catelog:LED	Test Lab:Quality Department
Manufacture:Shenzhen Norming Lighting	Test Machine:GON-2000	Test Date:2022/09/16

3D Light Intensity Distribution Modal

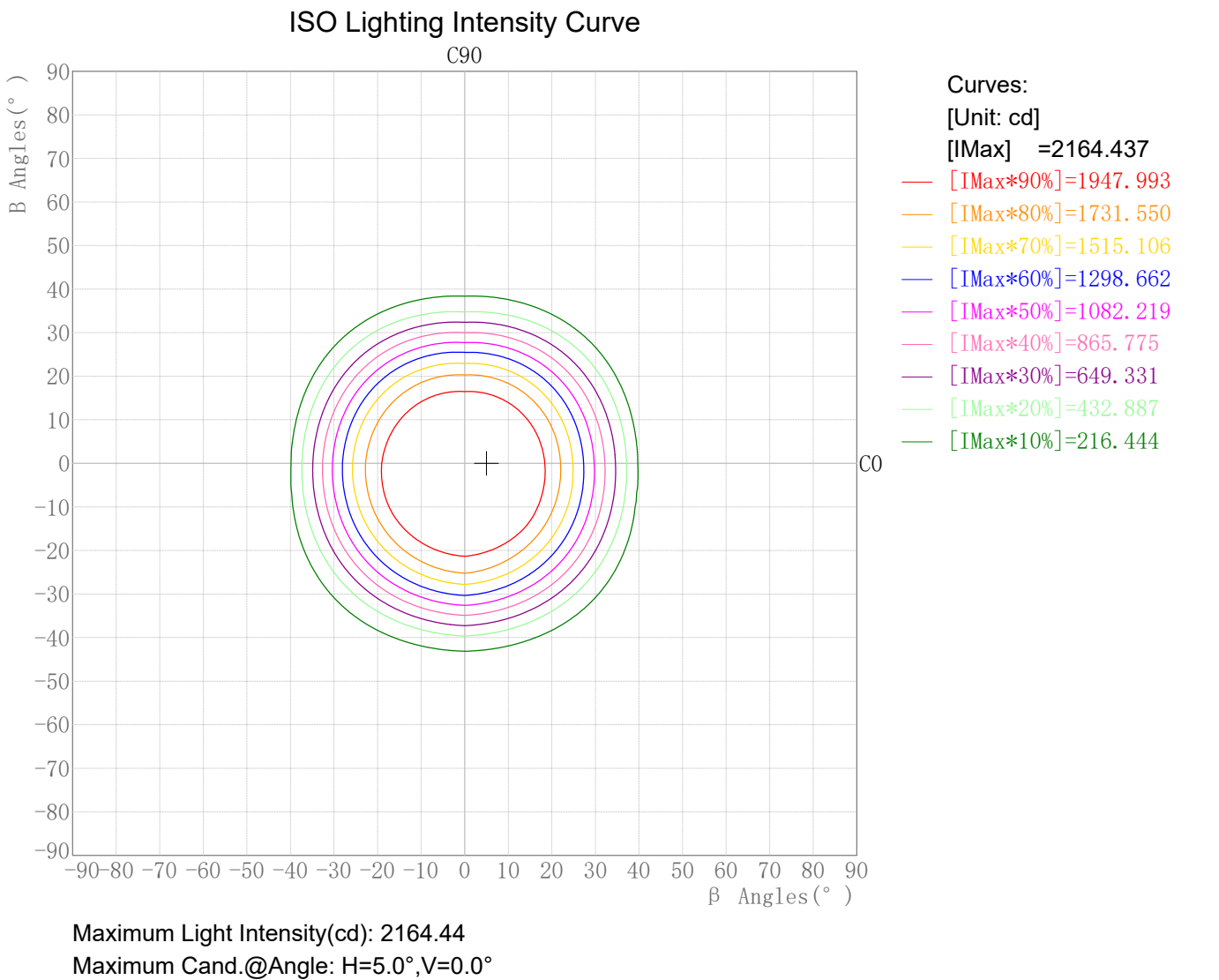


Zonal Flux Tabulation

Zone(γ)	Zone Flux (lm)	Sums Flux (lm)	Zone%Lamp	Sums%Lamp
0.0-5.0	51.55	51.55	2.41	2.41
5.0-10.0	153.60	205.15	7.17	9.57
10.0-15.0	250.37	455.52	11.68	21.25
15.0-20.0	327.60	783.13	15.28	36.53
20.0-25.0	360.53	1143.66	16.82	53.35
25.0-30.0	333.63	1477.28	15.56	68.92
30.0-35.0	253.55	1730.84	11.83	80.75
35.0-40.0	143.40	1874.24	6.69	87.44
40.0-45.0	59.93	1934.17	2.80	90.23
45.0-50.0	32.40	1966.57	1.51	91.74
50.0-55.0	26.36	1992.93	1.23	92.97
55.0-60.0	23.36	2016.29	1.09	94.06
60.0-65.0	20.70	2036.99	0.97	95.03
65.0-70.0	17.64	2054.63	0.82	95.85
70.0-75.0	14.40	2069.03	0.67	96.52
75.0-80.0	11.10	2080.13	0.52	97.04
80.0-85.0	7.99	2088.12	0.37	97.41
85.0-90.0	5.44	2093.56	0.25	97.67
90.0-95.0	4.00	2097.56	0.19	97.86
95.0-100.0	3.41	2100.97	0.16	98.01
100.0-105.0	2.99	2103.97	0.14	98.15
105.0-110.0	2.73	2106.70	0.13	98.28
110.0-115.0	2.67	2109.36	0.12	98.41
115.0-120.0	2.71	2112.07	0.13	98.53
120.0-125.0	2.85	2114.92	0.13	98.66
125.0-130.0	3.05	2117.97	0.14	98.81
130.0-135.0	3.29	2121.26	0.15	98.96
135.0-140.0	3.47	2124.74	0.16	99.12
140.0-145.0	3.53	2128.26	0.16	99.29
145.0-150.0	3.45	2131.71	0.16	99.45
150.0-155.0	3.22	2134.93	0.15	99.60
155.0-160.0	2.85	2137.78	0.13	99.73
160.0-165.0	2.38	2140.16	0.11	99.84
165.0-170.0	1.82	2141.99	0.09	99.93
170.0-175.0	1.15	2143.14	0.05	99.98
175.0-180.0	0.40	2143.54	0.02	100.00

Rectangle ISO Lighting Intensity Diagram

Lum. Name:SD08-25-XX-01 2700K RA90 60D	Lum. Catelog:	Test ID: 01
Lamp Name:	Lamp Catelog: LED	Test Lab: Quality Department
Manufacture: Shenzhen Norming Lighting	Test Machine:GON-2000	Test Date: 2022/09/16

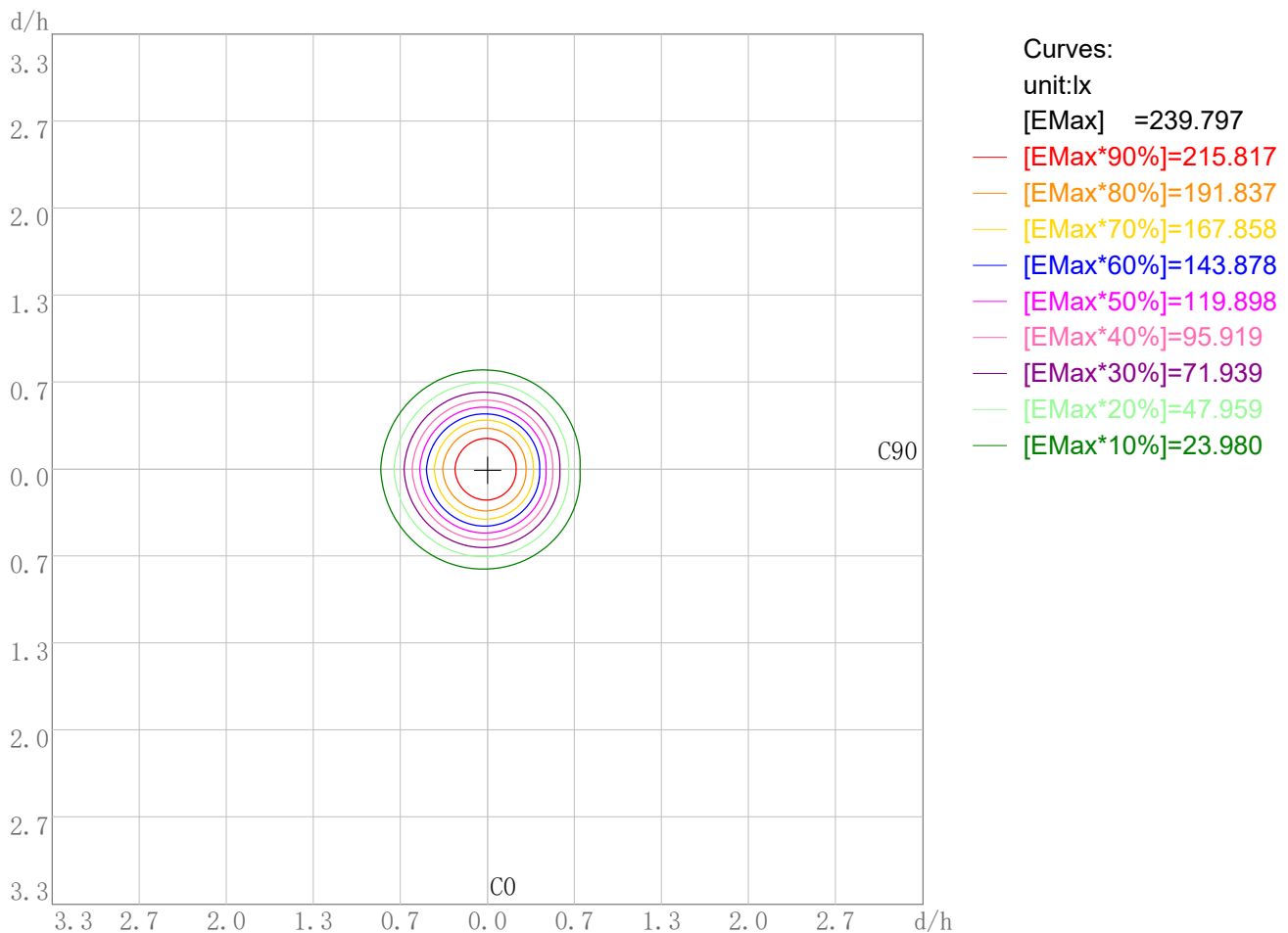


Photometric Filename:SD08-25-XX-01 2700K RA90 60D.IES

## Plane ISO-Illuminance Diagram

Lum. Name: SD08-25-XX-01 2700K RA90 60D	Lum. Catalog:	Test ID: 01
Lamp Name:	Lamp Catalog: LED	Test Lab: Quality Department
Manufacture: Shenzhen Norming Lighting	Test Machine: GON-2000	Test Date: 2022/09/16

## Plane ISO-Illuminance Curve



Working Plane Luminaire Mounting Height(m): 3.00

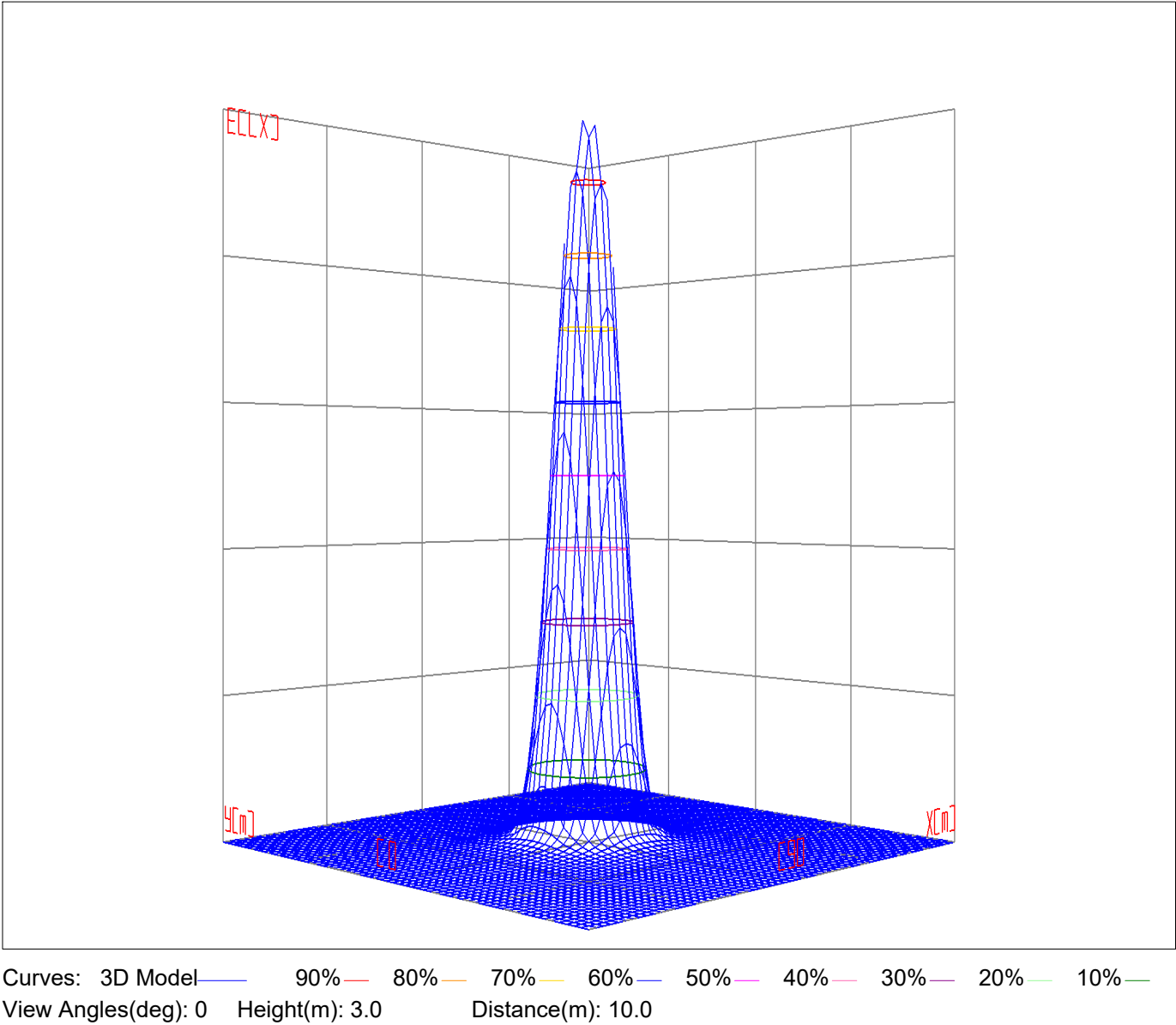
Working Plane Maximum Illuminance(lx): 239.80

Working Plane Maximum Illuminance Position(d/h):H0.0 V0.0

3D Plane ISO Illuminance Diagram

Lum. Name:SD08-25-XX-01 2700K RA90 60D	Lum. Catelog:	Test ID:01
Lamp Name:	Lamp Catelog:LED	Test Lab:Quality Department
Manufacture:Shenzhen Norming Lighting	Test Machine:GON-2000	Test Date:2022/09/16

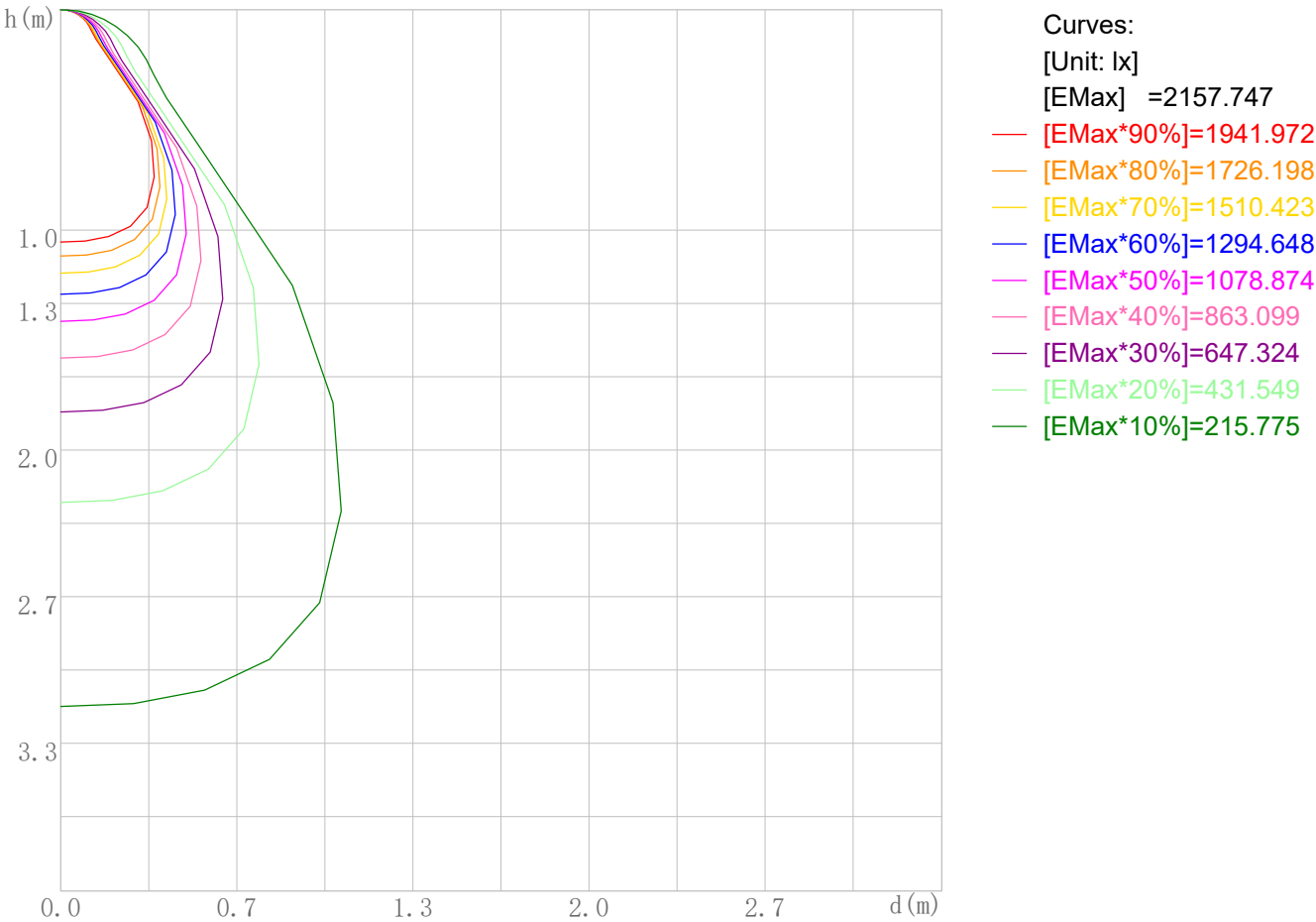
3D Plane Illuminance Modal



Space ISO Illuminance Diagram

Lum. Name:SD08-25-XX-01 2700K RA90 60D	Lum. Catelog:	Test ID:01
Lamp Name:	Lamp Catelog:LED	Test Lab:Quality Department
Manufacture:Shenzhen Norming Lighting	Test Machine:GON-2000	Test Date:2022/09/16

Space ISO Illuminance Curve

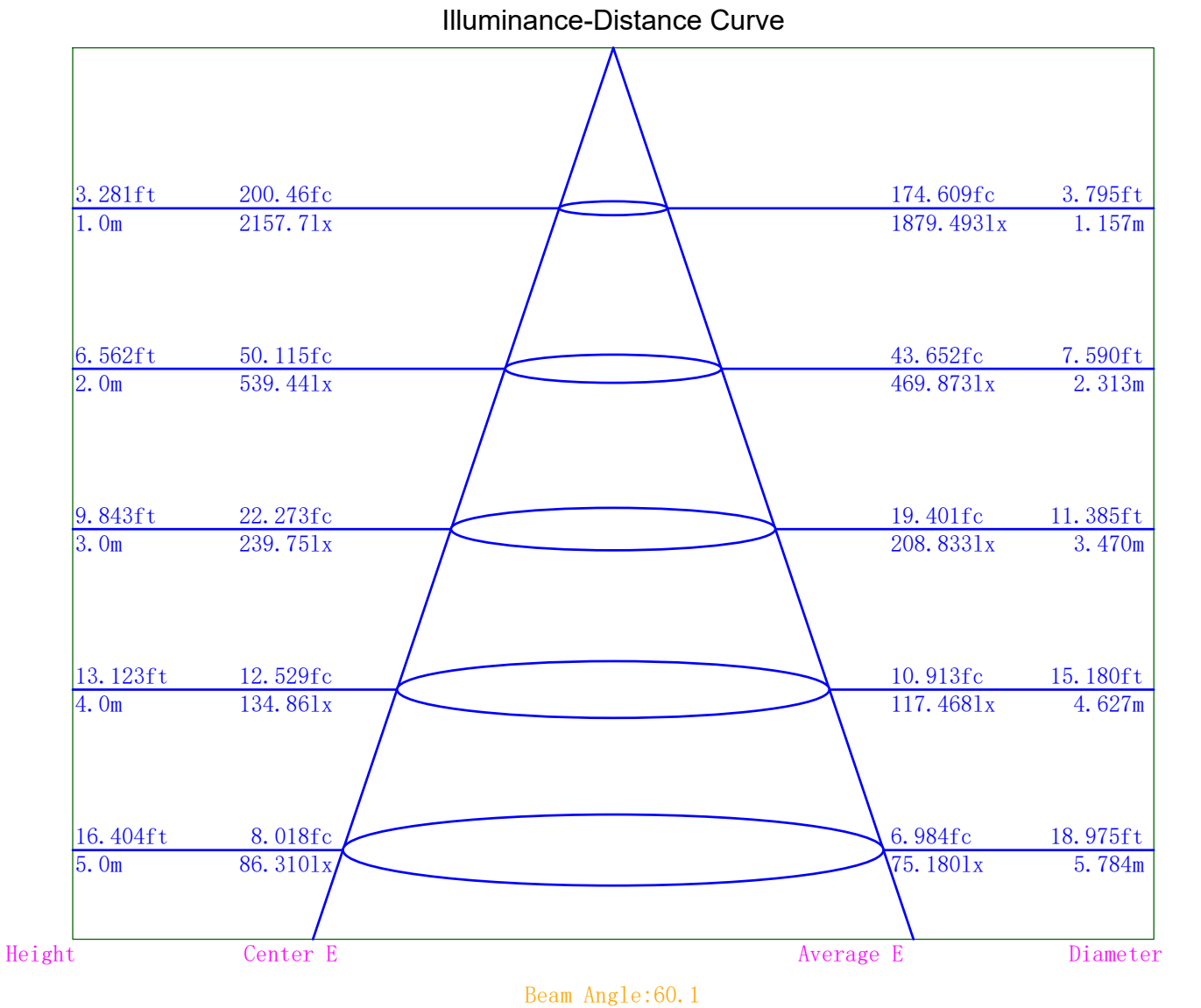


Space Plane Maximum Illuminance and @Angle:2157.75lx,0.0deg  
Plane Maximum Lighting Intensity and @Angle:2164.437cd,0deg



Illuminance-Distance Diagram

Lum. Name:SD08-25-XX-01 2700K RA90 60D	Lum. Catalog:	Test ID:01
Lamp Name:	Lamp Catalog:LED	Test Lab:Quality Department
Manufacture:Shenzhen Norming Lighting	Test Machine:GON-2000	Test Date:2022/09/16



Indoor Luminance Limiting Curves

Lum. Name:SD08-25-XX-01 2700K RA90 60D	Lum. Catalog:	Test ID: 01
Lamp Name:	Lamp Catalog: LED	Test Lab: Quality Department
Manufacture: Shenzhen Norming Lighting	Test Machine:GON-2000	Test Date: 2022/09/16

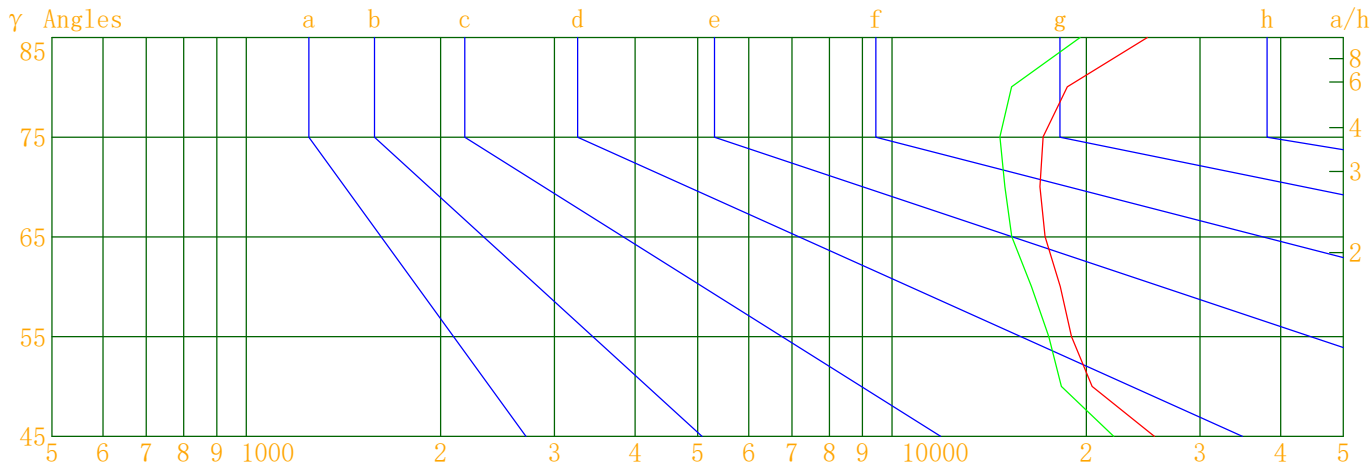
Glare Grade Table

GI	Quality	Using Illuminance							
1.15	A	2000	1000	500	<=300				
1.5	B		2000	1000	500	<=300			
1.85	C			2000	1000	500	<=300		
2.2	D				2000	1000	500	<=300	
2.55	E	a				2000	1000	500	<=300
			b	c	d	e	f	g	h

Luminance Table

Gama(deg)	45	50	55	60	65	70	75	80	85
C0	25498	20420	18968	18226	17258	16952	17142	18683	24866
C90	22048	18292	17492	16440	15334	14961	14692	15318	19558

Luminance Limiting Curve



Luminous Size:

Length(m)=-0.083

Width(m)=-0.083

Height(m)=0.000

Area(m^2)=0.005411

Luminous Type:

Without Luminous Side

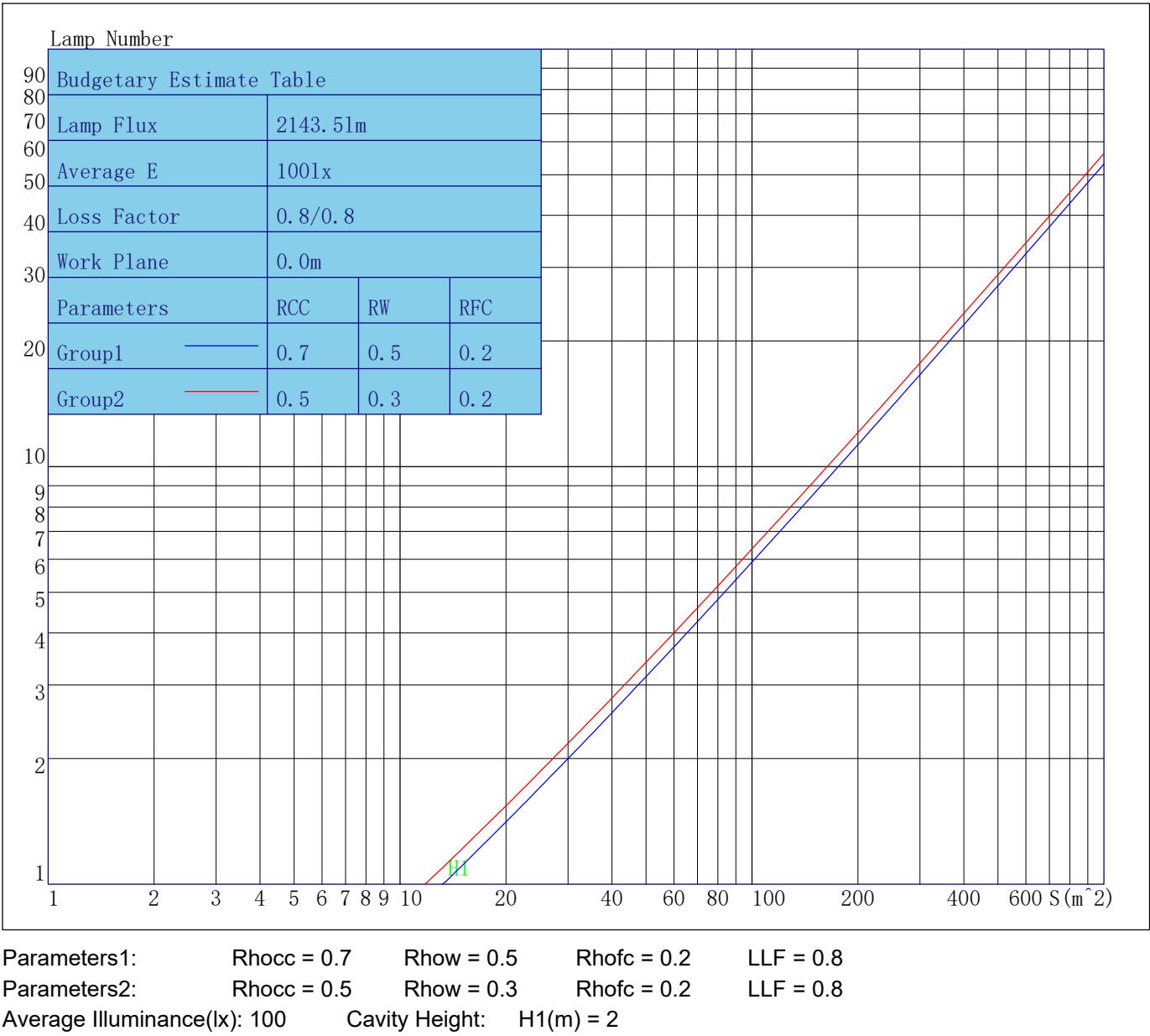
Luminous Curves:

C0-C180 Color: —

C90-C270 Color: —

Indoor Budgetary Estimate Table

Lum. Name:SD08-25-XX-01 2700K RA90 60D	Lum. Catalog:	Test ID:01
Lamp Name:	Lamp Catalog: LED	Test Lab: Quality Department
Manufacture: Shenzhen Norming Lighting	Test Machine:GON-2000	Test Date: 2022/09/16



Indoor Coefficient of Utilization Table

Lum. Name:SD08-25-XX-01 2700K RA90 60D	Lum. Catelog:	Test ID:01
Lamp Name:	Lamp Catelog:LED	Test Lab:Quality Department
Manufacture:Shenzhen Norming Lighting	Test Machine:GON-2000	Test Date:2022/09/16

Coefficients of Utilization - Zonal Cavity Method																		
Coef.	Effective Floor Cavity Reflectance RFC=0.20																	
RhoCC (%)	80				70				50			30			10			0
RhoW (%)	70	50	30	10	70	50	30	10	50	30	10	50	30	10	50	30	10	0
RCR	Coefficient of Utilization(%)																	
0	118	118	118	118	115	115	115	115	110	110	110	105	105	105	100	100	100	98
1	112	109	106	104	110	107	104	102	102	100	99	98	97	95	94	93	92	90
2	106	101	97	93	104	99	95	92	95	92	89	92	89	87	89	87	85	83
3	101	94	88	84	98	92	87	83	89	85	82	86	83	80	84	81	79	77
4	95	87	82	77	93	86	81	76	84	79	75	81	77	74	79	76	73	71
5	90	82	75	71	89	80	75	71	78	73	70	76	72	69	75	71	68	66
6	86	76	70	66	84	76	70	65	74	69	65	72	68	64	71	67	64	62
7	81	72	66	61	80	71	65	61	70	64	60	68	63	60	67	63	60	58
8	77	68	61	57	76	67	61	57	66	60	57	64	60	56	63	59	56	54
9	74	64	58	54	72	63	57	53	62	57	53	61	56	53	60	56	53	51
10	70	60	54	50	69	60	54	50	59	54	50	58	53	50	57	53	50	48

Unified Glare Rating Table

Lum. Name:SD08-25-XX-01 2700K RA90 60D	Lum. Catelog:	Test ID: 01
Lamp Name:	Lamp Catalog: LED	Test Lab: Quality Department
Manufacture: Shenzhen Norming Lighting	Test Machine:GON-2000	Test Date: 2022/09/16

Unified Glare Rating Table

Ceiling RCC	0.70	0.70	0.50	0.50	0.30	0.70	0.70	0.50	0.50	0.30
Wall RW	0.50	0.30	0.50	0.30	0.30	0.50	0.30	0.50	0.30	0.30
Floor RFC	0.20	0.20	0.20	0.20	0.20	0.20	0.20	0.20	0.20	0.20
Room Size	Vewed crosswise					Vewed endwise				
X=2H    Y=2H	21.0	22.1	21.4	22.4	22.8	19.6	20.6	20.0	21.0	21.4
	21.4	22.3	21.8	22.7	23.1	20.1	21.0	20.5	21.4	21.9
	21.7	22.5	22.1	22.9	23.4	20.4	21.3	20.9	21.7	22.1
	21.9	22.7	22.4	23.2	23.6	20.7	21.5	21.2	21.9	22.4
	22.1	22.8	22.6	23.3	23.7	20.8	21.6	21.3	22.0	22.5
	22.2	23.0	22.7	23.4	23.9	21.0	21.7	21.4	22.1	22.6
X=4H    Y=2H	21.0	21.9	21.4	22.3	22.7	19.7	20.5	20.1	20.9	21.4
	21.6	22.3	22.1	22.8	23.2	20.4	21.1	20.9	21.6	22.1
	22.0	22.6	22.5	23.1	23.6	20.8	21.5	21.3	22.0	22.5
	22.4	23.0	22.9	23.5	24.0	21.3	21.9	21.8	22.3	22.9
	22.6	23.2	23.2	23.7	24.2	21.5	22.0	22.0	22.5	23.1
	22.9	23.4	23.4	23.9	24.4	21.7	22.2	22.3	22.7	23.3
X=8H    Y=4H	22.1	22.6	22.6	23.1	23.6	21.0	21.5	21.5	22.0	22.5
	22.7	23.1	23.2	23.7	24.2	21.6	22.0	22.2	22.6	23.2
	23.0	23.4	23.6	24.0	24.5	21.9	22.3	22.5	22.9	23.4
	23.4	23.8	24.0	24.3	24.9	22.3	22.6	22.9	23.2	23.8
X=12H    Y=4H	22.1	22.5	22.6	23.1	23.6	21.0	21.5	21.5	22.0	22.5
	22.7	23.1	23.3	23.6	24.2	21.7	22.1	22.2	22.6	23.2
	23.1	23.5	23.7	24.0	24.6	22.1	22.4	22.6	23.0	23.6
Variations with the objerver position at spacings										
S=1.0H	0.2/-0.2					0.3/-0.3				
S=1.5H	0.5/-0.5					0.5/-0.6				
S=2.0H	0.5/-0.6					0.6/-0.7				
Reduced UGR Table:										
Nordic Standard Table:	BK0					BK0				
Correction Value	1.9					2.0				

o the CIE Pub.117,data has been corrected,refers to the lamp's lumens 8.2flm.

Candela Tabulation

V/H	C0.0	C90.0	C180.0	C270.0
γ 0.0	2157.75	2157.75	2157.75	2157.75
γ 5.0	2164.44	2153.76	2151.52	2148.49
γ 10.0	2154.73	2127.02	2135.01	2140.15
γ 15.0	2081.74	2028.63	2091.60	2123.98
γ 20.0	1884.06	1755.53	1914.06	2020.77
γ 25.0	1500.57	1342.99	1582.57	1749.39
γ 30.0	1057.64	864.39	1117.28	1330.34
γ 35.0	614.63	411.33	635.98	855.78
γ 40.0	192.98	123.05	203.99	400.29
γ 45.0	97.55	84.35	85.49	107.01
γ 50.0	71.02	63.62	60.99	71.37
γ 55.0	58.87	54.28	50.66	54.07
γ 60.0	49.31	44.48	44.91	47.74
γ 65.0	39.46	35.06	38.37	41.28
γ 70.0	31.37	27.68	31.19	34.19
γ 75.0	24.00	20.57	24.24	27.14
γ 80.0	17.55	14.39	17.73	20.32
γ 85.0	11.73	9.22	12.38	14.23
γ 90.0	7.78	7.12	7.84	9.18
γ 95.0	6.82	6.42	6.45	6.89
γ 100.0	5.84	5.64	6.18	5.97
γ 105.0	5.13	5.28	5.21	5.51
γ 110.0	5.11	5.15	5.23	5.17
γ 115.0	5.26	5.20	5.31	5.70
γ 120.0	5.53	6.06	5.88	5.64
γ 125.0	6.59	6.89	6.40	6.33
γ 130.0	7.61	7.88	7.25	7.18
γ 135.0	8.81	9.68	8.67	8.03
γ 140.0	9.73	11.18	9.60	9.37
γ 145.0	11.12	11.66	11.28	10.61
γ 150.0	12.40	12.74	12.03	11.82
γ 155.0	13.48	13.54	13.13	12.62
γ 160.0	13.98	14.43	13.85	13.60
γ 165.0	15.10	15.31	14.66	14.78
γ 170.0	15.90	16.32	15.28	15.57
γ 175.0	16.54	16.77	16.31	16.31
γ 180.0	16.64	16.64	16.64	16.64